




PRODUCT CATALOG



CELEBRATING 60 YEARS IN BUSINESS,

Johnson Level & Tool has been totally focused on serving the needs of our customers since 1947. We believe the success of our business is founded in strong relationships, understanding the needs of our customers and delivering effective results.

Serving Professional tradesmen and Do-It-Yourselfers alike, Johnson Level represents the most comprehensive portfolio of measuring, marking, layout, and hand tools in the marketplace. Our product offerings have been expanded to include a complete line of Laser Levels, Industrial-quality Hand Tools, and the most comprehensive line of Wood, Aluminum I-beam, Box Beam, Torpedo Levels, and Squares in the industry.

At Johnson, we pride ourselves on thoroughly understanding the needs of our customers and responding to deliver creative, effective solutions. Our entire team is committed to providing quality products at fair prices, delivered on time, for precision results.

The rules continue to change in today's increasingly competitive global marketplace. As the marketplace changes, we strive to provide the best overall customer experience through our extensive product offerings, exceptional people, and flexibility to meet and exceed our customers' expectations in everything we do.

Take a closer look at what separates Johnson from the rest.

Bill

William G. Johnson
President/CEO


Bob

Robert A. Johnson
Executive Vice President/COO



ON THE JOB. ON THE LEVEL.™

TABLE OF CONTENTS



LASERS

Rotary Lasers	2-4
Dot Lasers	5
Line Lasers	6-7
Torpedo Lasers	8
Optical Levels	9
Detectors	10
Tripods & Accessories	10-12

LEVELS

Electronic Levels & Inclinometers	13
Wood Levels	14
Box Levels	15
I-Beam Levels	16-19
Utility & Special Purpose Levels	20
Torpedo Levels	21-23

SQUARES

Framing Squares	24-25
Rafter Squares & Protractors	26-27
Combination Squares	28
T-Squares	29-30
Special Purpose Squares	30

MEASURING & PLUMB BOBS

Plumb Bobs	31
Straight Edges & Cutting Guides	31-32
Power Tapes	33
Measuring Wheels	33

MARKING & SAFETY PRODUCTS

Specialty Tools	34
Carpenter Pencils & Crayons	35
Flagging & Barricade	36
Stake Flags	36



ROTARY LASERS



• Green beam is 400% brighter than red beam laser levels

• Electronically-controlled slope feature

• Electronic self-leveling both horizontally and vertically



Electronic-Leveling Rotary Laser Level with GreenBrite® Technology

PATENTED 

- Green beam is 400% brighter than red beam laser levels
- Electronically-controlled dual slope feature
- Electronic self-leveling both horizontally and vertically
- Laser modes offered include dot, two adjustable line lengths and 2 rotational speeds
- Two rotational speeds: 200 and 600 RPM
- Visual and audible alarms when beyond self leveling range

- **40-6540 Includes:** Electronic-leveling rotary laser level with GreenBrite® technology, vertical mounting adapter, Ni-MH rechargeable battery pack, 6V battery adapter, remote control with 9V battery, detector with 3 “AAA” batteries and quick clamp, magnetic target, tinted glasses, instruction manual with warranty card, hardshell carrying case.
- **40-6545 Includes:** Electronic leveling rotary laser level with GreenBrite® technology, vertical mounting adapter, Multi-function mount, Ni-MH rechargeable battery pack, 6V battery adapter, remote control with 9V battery, 2 magnetic targets, 2 tinted glasses, instruction manual with warranty card, hardshell carrying case



40-6522 Electronic-Leveling Rotary Laser Level with Integral Vertical Mount

PATENTED 

- Designed for indoor and outdoor applications
- Electronically-controlled dual slope feature
- Electronic self-leveling horizontally and vertically
- Laser modes offered include dot, two adjustable line lengths and 2 rotational speeds

- Visual and audible alarms when beyond self leveling range
- Two rotational speeds: 120 and 500 RPM
- **Includes:** Electronic-leveling rotary laser level with integral vertical mount, Ni-MH rechargeable battery pack, 6V battery adapter, remote control with 9V battery, detector with 2 “AA” batteries and quick clamp, magnetic target, tinted glasses, instruction manual with warranty card, hardshell carrying case



40-6537 Electronic Self-Leveling Horizontal Rotary Laser Level

- High Accuracy - 1/16" at 100'
- Electronic Self Leveling and designed for outdoor use
- Reinforced metal roof and glass enclosed beacon
- Electronic beam shield to turn the laser beam off from one to three quadrants for multiple laser usage
- Vibrate mode ignores slight movements as in windy conditions
- Electronically-controlled dual slope feature
- Visual and audible alarms when beyond leveling range
- **Includes:** Electronic self-leveling horizontal rotary laser level, detector with clamp and 2 "AA" batteries, remote control with a 9V battery, 6V battery adapter, NiMH rechargeable battery pack, 6 "AA" battery holder (batteries not included), instructional manual with warranty card, hardshell carrying case



40-6535 Electronic-Leveling Horizontal Rotary Laser Level

PATENTED 

- Designed for outdoor use and simple set up
- Electronic self-leveling
- Electronically-controlled dual slope feature
- Visual and audible alarms when beyond leveling range
- Single speed rotation 700 RPM
- **Includes:** Electronic-leveling horizontal rotary laser level, Ni-MH rechargeable battery pack, 6V battery adapter, remote control with 9V battery, detector with 2 "AA" batteries and clamp, instructional manual with warranty card, hardshell carrying case



40-6543 Self-Leveling Rotary Laser Level with GreenBrite® Technology

- Green Beam is 400% brighter than red beam laser levels
- Self leveling in the horizontal plane
- Locking mechanism protects inner pendulum during transportation
- Manual-leveling in the vertical plane with 90° split beam
- Scan modes include dot and two adjustable line lengths
- Visual and audible alarms when beyond leveling range
- **Includes:** Self-leveling rotary laser level with GreenBrite® technology, remote control with battery, ceiling mount, NiMH rechargeable battery pack, 6V battery adapter, tinted glasses, magnetic target, instructional manual with warranty card, hardshell carrying case



40-6530 Self-Leveling Rotary Laser Level

PATENTED 

- For indoor and outdoor use
- Self-leveling horizontal plane
- Locking mechanism protects inner pendulum during transport
- Manual-leveling vertical plane with 90° split beam
- Laser modes offered include dot, two adjustable line lengths and rotational speeds between 150-300 RPM
- Visual and audible alarms when beyond self leveling range
- **Includes:** Self-leveling rotary laser level, Ni-MH rechargeable battery pack, "C" alkaline battery holder (batteries not included), 6V battery adapter, vertical mounting adapter, detector with 9V battery and quick clamp, tinted glasses, instruction manual with warranty card, hardshell carrying case



Self-Leveling Rotary Laser Level

- Locking mechanism protects inner pendulum during transport
- Self-leveling in horizontal plane
- Manual-leveling vertical plane with 90° split beam
- Visual and audible alarms when beyond leveling range
- Laser rotates at 200, 400, 600 RPM
- **40-6515 Includes:** Self-leveling rotary laser level, tinted glasses, 4 "AA" alkaline batteries, instructional manual with warranty card, soft-sided carrying case
- **40-6516 Includes:** Self-leveling rotary laser level, tinted glasses, 4 "AA" alkaline batteries, detector with 9V battery and clamp, instructional manual with warranty card, hardshell carrying case



Manual-Leveling Rotary Laser Level

PATENTED 

- Manual level in horizontal and vertical plane
- Simultaneous 90° split beam in vertical plane
- Projects perpendicular line to rotating beam to form laser cross line
- Laser modes offered include dot, two adjustable line lengths, and rotational speeds between 150-300 RPM
- Manual slope feature
- **40-6500 Includes:** Manual-leveling rotary laser level, 4 "AA" alkaline batteries, 6V battery adapter, tinted glasses, instruction manual with warranty card, soft-sided carrying case
- **40-6505 Kit Includes:** Manual-leveling rotary laser level, 4 "AA" alkaline batteries, 6V battery adapter, tinted glasses, remote control with 9V battery, instruction manual with warranty card, soft-sided carrying case
- **40-6510 Kit Includes:** Manual-leveling rotary laser level, 4 "AA" alkaline batteries, 6V battery adapter, multi-function mount with carrying case, remote control with 9V battery, detector with 9V battery and clamp, magnetic target, portable elevating tripod with carrying case, tinted glasses, instruction manual with warranty card, soft-sided carrying case



40-0917 HOT SHOT® Manual-Leveling Rotary Laser Level Kit

- Manual level in horizontal and vertical planes
- Simultaneous 90° split beam in vertical mode
- Illuminated vials for easy reading in all conditions
- Rotation speed from 0 to 600 RPM
- **Includes:** Manual-leveling rotary laser level with adjustable base and mounting brackets, 4 "AA" batteries, lightweight tripod, tinted glasses, instruction manual, hardshell carrying case

HOT SHOT



DOT LASERS

Simultaneously projects five self-leveling beams

Visual and audible alarms when beyond leveling range



Locking mechanism protects inner pendulum during transport

LASERS



40-6680 Self-Leveling 5 Beam Laser Dot **PATENTED**

- Self-leveling
- Simultaneously projects five self-leveling beams
- Locking mechanism protects inner pendulum during transport
- Visual and audible alarms when beyond leveling range
- Laser rotates 360° when attached to magnetic laser mount
- **Includes:** Self-leveling five-beam laser dot, multi-functional mount, 3 "AA" alkaline batteries, mounting strap, magnetic target, tinted glasses, instruction manual with warranty card, carrying case



40-6675 Self-Leveling 3 Beam Laser Dot

- Self-Leveling
- Simultaneously projects three self-leveling beams
- Locking mechanism protects inner pendulum during transportation
- Visual and audible alarms when beyond leveling range
- Dust and water resistant
- **Includes:** Self-leveling 3 beam laser dot, magnetic target, 3 "AA" batteries, instructional manual with warranty card, soft-sided carrying case



40-6184 Three-Beam Magnetic Torpedo Laser Dot Level **PATENTED**

- Precision crafted anodized, machined aluminum frame for superior accuracy and durability
- Four vials read plumb, level, 45°, and cross check
- Three 90° beams emit simultaneous level, plumb and square reference points
- Strong magnetic base, tripod mount, and v-groove frame for maximum versatility
- Leveling base included
- **Includes:** Three-beam magnetic torpedo laser level, leveling base, 3 "AAA" batteries, instructional manual with warranty card, soft-sided carrying case



LINE LASERS

Simultaneously projects four self-leveling cross lines plus one down-beam

Locking mechanism protects inner pendulum during transport

Visual and audible alarms when beyond leveling range



40-6660 Quad-Line® Self-Leveling Line Generator

PATENTED 

- Indoor and outdoor use
- Simultaneously projects four self-leveling cross lines plus one down-beam
- Locking mechanism protects inner pendulum during transport
- Visual and audible alarms when beyond leveling range
- Emits both solid and pulse (pulse beam used with laser detector)
- **Includes:** Self-leveling multi-beam line generator, tripodic base, 2 Ni-MH rechargeable battery packs, 5/8"-11 tripod adapter, spanner wrench for tripod adapter, 6V battery adapter, detector with clamp and 9V battery, magnetic target, tinted glasses, instruction manual with warranty card, hardshell carrying case

40-6640 Self-Leveling Cross Line Laser Level with GreenBrite® Technology

PATENTED 

- Green beam is 400% brighter than red beam laser levels
- Self-leveling laser with optional manual mode
- Simultaneously projects vertical and horizontal laser lines
- Visual and audible alarms when beyond leveling range
- Locking mechanism protects inner pendulum during transport
- Manual mode allows unit to tilt to extreme angles
- **Includes:** Self-leveling cross line laser level with GreenBrite® technology, tripod/wall mount bracket, mounting strap, 6V battery adapter, tinted glasses, magnetic target, Ni-MH rechargeable battery pack, instruction manual with warranty card and hardshell carrying case

40-6625 Self-Leveling High-Powered Cross Line Laser Level

PATENTED 

- High-powered bright red cross beam laser level
- Self-leveling with optional manual mode
- Manual mode allows unit to tilt at extreme angles
- Locking mechanism protects inner pendulum during transport
- Visual and audible alarms when beyond self leveling range
- **Includes:** Self-leveling cross-line laser level, multi-functional mount, 3 "AA" alkaline batteries, mounting strap, magnetic target, instructional manual with warranty card, soft-sided carrying case





40-6620 Self-Leveling Cross Line Laser Level

- Emits cross line lasers
 - Self-leveling with optional manual leveling mode
 - Manual mode allows unit to tilt at extreme angles
 - Locking mechanism protects inner pendulum during transport
 - Visual and audible alarms when beyond leveling range
- **Includes:** Self-leveling cross-line laser level, multi-functional mount, 3 "AA" alkaline batteries, mounting strap, magnetic target, instructional manual with warranty card, soft-sided carrying case



Self-Leveling 3 Line Laser Level

PATENTED 

- Self-leveling
- Projects laser cross plus additional vertical line at 90°
- Locking mechanism protects inner pendulum during transport
- Visual and audible alarms when beyond leveling range
- **40-6600 Includes:** Self-leveling three-line laser level, tripod/wall mount bracket, 3 "AA" alkaline batteries, magnetic target, tinted glasses, instruction manual with warranty card, soft-sided carrying case
- **40-6610 Kit Includes:** Self-leveling three-line laser level, tripod/wall mount bracket, laser pole, 3 "AA" alkaline batteries, magnetic target, tinted glasses, instruction manual with warranty card, soft-sided carrying case



40-0912 Self-Leveling Cross-Line Laser Level

- 360° graduated base allows angle layout
- Emits cross line lasers
- Self-leveling
- Locking mechanism protects inner pendulum during transport
- **40-0912 Kit Includes:** Self-leveling cross line laser level, 3 "AAA" alkaline batteries, instruction manual with warranty card and soft-sided carrying case



9250 HOT SHOT® LaserMouse®

PATENTED 

- Adheres to any surface for hands free use
- Projects a laser line up to 30 ft
- Integrated horizontal and vertical leveling vials
- **Includes:** Reusable Superstick adhesive strip, 2 "AA" batteries, instruction sheet, protective carrying pouch

HOT SHOT

TORPEDO LASERS



Three vials read plumb, level and cross check

Aluminum frame for superior accuracy and durability

Built-in, rotating head swivels projects laser dot, horizontal or vertical lines



40-6174 Magnetic Torpedo Laser Level w/Base

PATENTED 

- Aluminum frame for superior accuracy and durability
- Three vials read plumb, level and cross check.
- Built-in, rotating head swivels projects laser dot, horizontal or vertical lines
- V-grooved bottom surface for use on pipe or conduit
- Leveling base included
- **Includes:** Magnetic torpedo laser level, base (leveling bracket), 2 “AA” batteries, two mounting straps, instruction manual with warranty card, soft-sided carrying case



40-6164 Magnetic Torpedo Laser Level

PATENTED 

- Aluminum frame for superior accuracy and durability
- Four vials read plumb, level, 45°, and cross check
- Built-in, rotating head swivels projects laser dot, horizontal or vertical lines
- **Includes:** Magnetic torpedo laser, 2 “AAA” batteries, instruction manual with warranty card, soft-sided carrying case



40-0915 HOT SHOT® Magnetic Torpedo Laser Level

- Three vials read plumb, level and cross check
- Built-in, rotating head swivels projects laser dot, horizontal or vertical lines
- Durable molded housing is impact resistant
- **Includes:** Magnetic torpedo laser level, 2 “AAA” batteries

HOT SHOT

OPTICAL LEVELS

Water and dust resistant for use in most weather conditions

1:100 stadia for distance estimation

Wire-hung, magnetically dampened compensator

360° horizontal circle



40-6926 26X Automatic Level

- Water and dust resistant for use in most weather conditions
- Wire-hung, magnetically dampened compensator
- Large, easy-to-use focusing knob
- 360° horizontal circle
- Prism for bubble viewing
- Top-mounted optical sight for quick reference
- Fine adjustment knobs on left and right sides with endless horizontal drive
- 1:100 stadia for distance estimation
- 5/8" x 11 threads for standard tripods
- **Includes:** 26X Automatic level, instructional manual with warranty card, hardshell carrying case



40-6900 22X Builder's Level

- Horizontal Circle - Graduated to single degrees and reads by vernier direct to 15 minutes
- Horizontal Lock & Tangent Screw - For precise movement control
- Built-in Sunshade - For clear sighting
- Top Mounted Leveling Vial - For effortless viewing
- Large Leveling Screws - Easy to turn
- Versatile - Ideal for leveling foundations, driveways, patios, floors, for grading street, curbs ditches, for aligning fences; or any other light construction job
- **Includes:** 22X Builders level, instructional manual with warranty card, hardshell carrying case



40-6910 22X Builder's Transit Level

- Horizontal Circle - Graduated to single degrees and reads by vernier direct to 15 minutes
- Vertical Arc - Reads to degrees 0 - 45°
- Horizontal & Vertical Lock & Tangent Screw - For precise movement control.
- Built-in Sunshade - For clear sighting
- Top Mounted Leveling Vial - For effortless viewing
- Large Leveling Screws - Easy to turn
- Versatile - Ideal for leveling foundations, driveways, patios, floors, for grading street, curbs ditches, for aligning fences; or any other light construction job
- **Includes:** 22X Builder's transit level, instructional manual with warranty card, hardshell carrying case



DETECTORS



40-6710 Two-Sided Laser Detector w/Clamp

PATENTED

- Quickly and accurately locates laser signal emitted from rotary lasers
- Audible and visual indicators for precise leveling
- Front and back dual displays are back-lit for easy reading
- Fine and course (wide and narrow) detection settings
- Quick clamp attaches to grade rods
- **Includes:** Two-sided laser detector, 2 "AA" batteries, clamp



40-6700 One-Sided Laser Detector w/Clamp

- Quickly and accurately locates laser signal emitted from rotary lasers
- Audible and visual indicators for precise leveling
- Front display is back-lit for easy reading
- Fine and course (wide and narrow) detection settings
- Quick clamp attaches to grade rods
- **Includes:** One-sided laser detector, 9V battery, clamp

TRIPODS & ACCESSORIES



Aluminum Grade Rods

- Durable aluminum construction with protective anodized finish
- Telescoping rod for easy storage
- Dual graduations read engineers scale feet/tenths on front and standard feet/inches on back
- Snap on circular leveling vial included
- Nylon carrying bag w/shoulder strap
- **Models:**
 - 40-6320** 16' Aluminum Grade Rod with carrying bag
 - 40-6310** 13' Aluminum Grade Rod with carrying bag
 - 40-6862** 8' Aluminum Grade Rod with carrying bag



40-6330 Heavy-Duty Elevating Tripod

- Durable aluminum construction with extendable legs and elevating platform
- Adjustment range from 4' to 10' (nominal length)
- Quick connection for lasers with 5/8" - 11 threads
- Heavy duty folding handle for fine height adjustments
- Feet have sharp metal points for use on uneven outdoor terrain and removable rubber covers for use indoors
- Safety chains prevent legs from accidental collapse
- Heavy duty carrying strap included



40-6340 Heavy-Duty Aluminum Tripod

- Durable aluminum construction with extendable legs
- Adjustment range 4' to 5'5" (nominal length)
- Quick connection for lasers with 5/8" - 11 threads
- Feet have sharp metal points for use on uneven outdoor terrain and removable rubber covers for use indoors
- Safety chains prevent legs from accidental collapse
- Heavy duty carrying strap

40-6335 Contractor Grade Aluminum Tripod

- Durable aluminum construction with extendable legs
- Adjustment range from 4' to 5' (nominal length)
- Quick connection for lasers with 5/8" - 11 threads
- Feet have sharp metal points for use outdoor and removable rubber covers for use indoors
- Carrying strap



40-6861 Dual Purpose Aluminum Tripod with 1/4" - 20 adapter

- Lightweight, portable aluminum tripod
- Adjustment range from 2' to 5'5" (nominal length) includes elevating column with fine adjustment knobs
- Tripod feet are adjustable for indoor and outdoor use
- Adapter that reduces threads from 5/8" - 11 to 1/4" - 20
- **Includes:** Aluminum tripod, 1/4" - 20 adapter, nylon carrying bag with shoulder strap

40-6350 Universal Tripod/Grade Rod Kit

- Tripod is made of durable aluminum construction with extendable legs (40-6335 Tripod)
- Tripod has quick connection for 5/8" - 11 threaded lasers
- Tripod working range is 4' to 5' (nominal length)
- Aluminum grade rod is constructed of heavy duty aluminum with silver anodized finish
- Grade rod increments are in feet/tenths on front and feet/inches on back (40-6310 Grade Rod)
- **Includes:** Aluminum tripod, 13' grade rod



40-6863 Tripod Adapter

- Converts 5/8"-11 tripods thread size to 1/4" - 20
- Swivelling adapter plate allows for 360° rotation
- Locking knob secures instrument to desired location



40-6304 Multi-Function Mount for Rotary Laser Levels

- Durable mount easily affixes laser level to a wall or track
- Standard 5/8" screw bolt fits most laser levels
- Large hand wheel provides fine adjustment for alignment
- Graduated housing in inches and cm
- Use for installing drop ceilings
- Soft sided carrying case included
- **Includes:** Multi-function mount, soft-sided carrying case

40-6300 Interior Laser Pole

PATENTED 

- Designed for interior use
- Adjustable elevating range: 2.33' to 11'
- Quick release/lock elevating clamp with 5/8" - 11 thread fits most lasers
- Spring-loaded end provides tight compression fit from floor to ceiling
- **Includes:** Interior laser pole, soft-sided carrying case




40-6370 Magnetic Floor Target

- Enhances the brightness of laser line or point
- Back stand folds out to keep upright on floor
- Magnetic for convenient attachment to metal for hands free use

40-6720 Red Beam Universal Detector Kit

- Red beam two-sided laser detector with 2 "AA" batteries and clamp (40-6710)
- Red magnetic floor target (40-6370)
- Red laser enhancement glasses (40-6842)



40-6725 Green Beam Laser Enhancement Kit

- Enhances the visibility of green beam lasers
- Green magnetic floor target (40-6846)
- Green laser enhancement glasses (40-6840)

ELECTRONIC LEVELS & INCLINOMETERS



40-6060 Electronic Level Inclinometer



- LCD screen digitally displays inclination in degrees or percent
- Automatic digit inversion for overhead measurements
- Push button calibration
- Audible indicator for level 0° and plumb 90°

- Strong holding magnetic edge allows hands free use on ferrous metal surfaces
- Working range 4 x 90°
- Accuracy $\pm 0.1^\circ$ at 0°, 90°
- **Includes:** Electronic level inclinometer, 3 "AAA" alkaline batteries, instructional manual, soft-sided carrying case



*Patent Pending

40-6080 Electronic Level Inclinometer with Rotating Display

- LCD screen digitally displays inclination in degrees or percent
- LCD screen rotates 180°
- Automatic digit inversion for overhead measurements
- Push button calibration
- Laser beam for transfer of reference points

- Audible indicator for level 0° and plumb 90°
- Strong holding magnetic edge allows hands free use on ferrous metal surfaces
- Working range 4 x 90°
- Accuracy $\pm 0.1^\circ$ at 0°, 90°
- **Includes:** Electronic level inclinometer with rotating display, 3 "AAA" alkaline batteries, instructional manual, soft-sided carrying case

40-6065 Digital Laser Level & Angle Locator

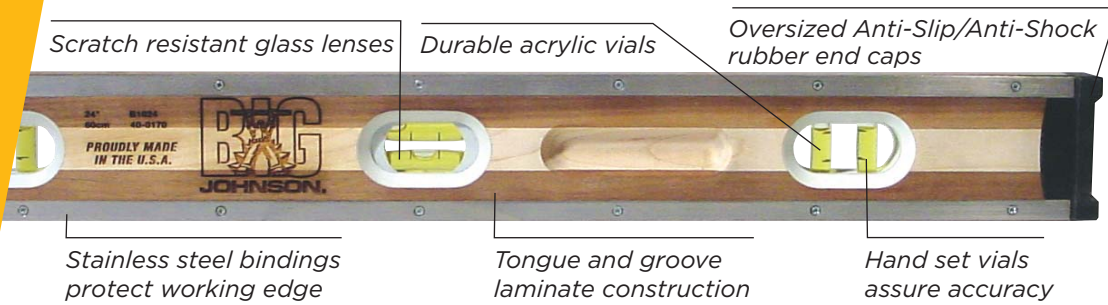


- Displays angle and inclination simultaneously in either degrees or percent
- Working range of angle measurement is 0° to 182.5°
- Automatic digit inversion for overhead measurements

- Laser beam for transfer of reference points
- Push button calibration
- Audible indicator at 0° and 90°
- Strong holding magnetic edge allows hands free use on ferrous metal surfaces
- **Includes:** Digital laser level and angle finder, 3 "AA" alkaline batteries, instructional manual, soft-sided carrying case

LEVELS

WOOD LEVELS



BIG J® Hardwood Levels

BIG J® SERIES

PATENTED

- Laminated walnut/maple construction resists warping
- 16 gauge stainless steel bindings resist rust and corrosion
- Hand set vials for assured accuracy
- Durable impact resistant acrylic vials are stronger than glass

- Replaceable hardened glass lenses resist scratching and fogging
- Anti-Slip/Anti-Shock rubber end caps protect frame
- **Models:**
B1024 24" BIG J® Hardwood Level
B1048 48" BIG J® Hardwood Level



I-Beam Wood Levels

IB SERIES

PATENTED

- Heavy-duty I-Beam aluminum frame assures strength
- Birch hardwood panels inserted in frame
- Hand set vials for maximum accuracy
- Durable impact resistant acrylic vials are stronger than glass

- Replaceable hardened glass lenses resist scratching and fogging
- Shock absorbing rubber end caps protect frame
- **Models:**
IB24 24" Hardwood I-Beam Level
IB48 48" Hardwood I-Beam Level
IB72 72" Hardwood I-Beam Level



Mahogany Levels

500 SERIES

PATENTED

- Select mahogany frame with brass bound edges for assured durability
- Hand set vials assure maximum accuracy
- Durable impact resistant acrylic vials are stronger than glass

- Replaceable hardened glass lenses resist scratching and fogging
- Shock absorbing rubber end caps protect frame
- **Models:**
524 24" Brass Bound Mahogany Level
536 36" Brass Bound Mahogany Level
548 48" Brass Bound Mahogany Level



EcoTech® Wood Levels


700 SERIES

PATENTED

- Laminated American hardwood with metal bound edges
- Hand set vials for assured accuracy
- Durable impact resistant acrylic vials are stronger than glass
- Replaceable hardened glass lenses resist scratching and fogging

- Shock absorbing rubber end caps protect frame
- Laminate construction enhances frame strength
- New-Growth American Hardwood - Environmentally conscious design
- **Models:**
724 24" Birch Laminate Wood Level
748 48" Birch Laminate Wood Level

BOX LEVELS



Magnetic Aluminum Box Levels

9500 SERIES

PATENTED 

- Powerful GripTight® magnetic edge with rare earth magnets holds to ferrous metal surfaces
- Solid block acrylic vials won't fog, leak, or break
- Heavy-duty box aluminum frame is Job Site Tough
- Precision milled edges assure accuracy
- Ergonomic rubberized hand grips

- Anti-Slip/Anti-Shock removable end caps protect frame
- **Models:**
 - 9524** (No hand holes) 24" Magnetic Heavy Duty Box Level
 - 9548-HH** 48" Magnetic Heavy Duty Box Level
 - 9572-HH** 72" Magnetic Heavy Duty Box Level
 - 9578-HH** 78" Magnetic Heavy Duty Box Level



Aluminum Box Levels

9800 SERIES

PATENTED 

- Solid block acrylic vials won't fog, leak or break
- Heavy-duty box aluminum frame is Job Site Tough
- Precision milled edges assure frame accuracy
- Ergonomic rubberized hand grips
- Anti-Slip/Anti-Shock removable end caps protect frame

- **Models:**
 - 9824-HH** 24" Heavy Duty Box Level
 - 9832-HH** 32" Heavy Duty Box Level
 - 9836-HH** 36" Heavy Duty Box Level
 - 9848-HH** 48" Heavy Duty Box Level
 - 9872-HH** 72" Heavy Duty Box Level
 - 9878-HH** 78" Heavy Duty Box Level
 - 9896-HH** 96" Heavy Duty Box Level

I-BEAM LEVELS

Oversized solid aluminum frame is Job Site Tough

Oversized Anti-Slip/Anti-Shock end caps protect frame

Quik-Change® replaceable cover plates and vials for in the field service

Oversized top-read windows for easy viewing



Powerful GripTight® rare earth magnets have superior holding power on ferrous metal surfaces

Oversized 1/2" diameter vials are easy-read

SurroundView® vial system for enhanced readability

Machined working edges assure maximum accuracy

Rubberized cushioned hand grips



BIG J® Magnetic Aluminum Levels

1501 BIG J® SERIES

PATENTED
*Patent Pending

- Powerful GripTight® BIG J® rare earth magnets have superior holding power on ferrous metal surfaces
- Oversized solid aluminum frame is Job Site Tough
- Machined working edges assure maximum accuracy
- Oversized 1/2" diameter vials are easy-read
- Quik-Change® replaceable cover plates and vials for in the field service

- Oversized top-read windows for easy viewing
- SurroundView® vial system for enhanced readability
- Oversized Anti-Slip/Anti-Shock end caps protect frame
- Rubberized cushioned hand grips
- **Models:**
 - 1501-2400** 24" BIG J® Heavy Duty Magnetic Aluminum Level
 - 1501-4800** 48" BIG J® Heavy Duty Magnetic Aluminum Level
 - 1501-7800** 78" BIG J® Heavy Duty Magnetic Aluminum Level



BIG J® Aluminum Levels

1500 BIG J® SERIES

PATENTED
*Patent Pending

- Oversized solid aluminum frame is Job Site Tough
- Machined working edges assure maximum accuracy
- Oversized 1/2" diameter vials are easy-read
- Quik-Change® replaceable cover plates and vials for in the field service
- Oversized top-read windows for easy viewing
- SurroundView® vial system for enhanced readability

- Oversized Anti-Slip/Anti-Shock end caps protect frame
- Rubberized cushioned hand grips
- **Models:**
 - 1500-2400** 24" BIG J® Aluminum Level
 - 1500-4800** 48" BIG J® Aluminum Level
 - 1500-7200** 72" BIG J® Aluminum Level



Magnetic Aluminum Levels with PlumbScope®

3900 SERIES

PATENTED 

- Strong holding magnetic edge allows hands free use on ferrous metal surfaces
- PlumbScope® allows users to level vertically through a top read window
- Strong aluminum frame assures durability and accuracy
- Top read windows for both horizontal and vertical applications simplify tool use

- Durable easy-read acrylic vials are impact resistant
- Quik-Change® replaceable cover plates and vials for in the field service
- Shock absorbing end caps protect frame
- **Models:**
3924 24" Magnetic PlumbScope® Aluminum Level
3948 48" Magnetic PlumbScope® Aluminum Level



PlumbScope® Aluminum Levels

3600 SERIES

PATENTED 

- PlumbScope® allows users to level vertically through a top read window
- Strong aluminum frame assures durability and accuracy
- Top read windows for both horizontal and vertical applications simplify tool use
- Durable easy-read acrylic vials are impact resistant

- Quik-Change® replaceable cover plates and vials for in the field service
- Shock absorbing end caps protect frame
- **Models:**
3624 24" PlumbScope® Aluminum Level
3648 48" PlumbScope® Aluminum Level



BIG J® Dual Vial Aluminum Levels

4600 SERIES

- Oversized, anodized, and machined extruded aluminum frame is Job Site Tough
- Dual vial system offers two vials per window
- Durable acrylic vials are impact resistant
- Quik-Change® replaceable cover plates and vials for in the field service

- Shock absorbing end caps protect frame
- **Models:**
4624 24" BIG J® Dual Vial Aluminum Level
4648 48" BIG J® Dual Vial Aluminum Level
4672 72" BIG J® Dual Vial Aluminum Level
4696 96" BIG J® Dual Vial Aluminum Level



Heavy Duty Magnetic Aluminum Levels with Multi-Pitch®

1100 SERIES



- Multi-Pitch® level vial reads slope in 1/8" increments
- Strong holding magnetic edge allows hands free use on ferrous metal surfaces
- Heavy-duty aluminum frame assures durability and accuracy - Job Site Tough
- Top read window simplifies readability
- Durable easy-read acrylic vials are impact resistant

- Quik-Change® replaceable cover plates and vials for in the field service
- Shock absorbing end caps protect frame
- **Models:**
1124 24" Multi-Pitch® Heavy Duty Magnetic Aluminum Level
1148 48" Multi-Pitch® Heavy Duty Magnetic Aluminum Level



Professional Magnetic Aluminum Levels

3800 SERIES

- Strong holding magnetic edge allows hands free use on ferrous metal surfaces
- Heavy-duty aluminum frame assures durability and accuracy - Job Site Tough
- Top read window maximizes readability
- Durable easy-read acrylic vials are impact resistant
- Quik-Change® replaceable cover plates and vials for in the field service
- Shock absorbing end caps protect frame

• Models:

- 3818** 18" Professional Magnetic Aluminum Level
- 3824** 24" Professional Magnetic Aluminum Level
- 3836** 36" Professional Magnetic Aluminum Level
- 3848** 48" Professional Magnetic Aluminum Level
- 3872** 72" Professional Magnetic Aluminum Level
- 3878** 78" Professional Magnetic Aluminum Level
- 3896** 96" Professional Magnetic Aluminum Level



Professional Aluminum Levels

3700 SERIES

- Heavy-duty aluminum frame assures durability and accuracy - Job Site Tough
- Top read window maximizes readability
- Durable easy-read acrylic vials are impact resistant
- Quik-Change® replaceable cover plates and vials for in the field service
- Shock absorbing end caps protect frame

• Models:

- 3718** 18" Professional Aluminum Level
- 3724** 24" Professional Aluminum Level
- 3736** 36" Professional Aluminum Level
- 3748** 48" Professional Aluminum Level
- 3772** 72" Professional Aluminum Level
- 3778** 78" Professional Aluminum Level
- 3796** 96" Professional Aluminum Level



Magnetic Aluminum I-Beam Levels

1700 SERIES

PATENTED 

- Magnetic working edge holds to ferrous metal surfaces for hands free use
- Rigid aluminum frame assures durability and accuracy
- Top read window for easy readings
- Impact resistant acrylic vials assure accuracy

- Quik-Change® replaceable cover plates and vials for in the field service
- Shock absorbing end caps protect frame

• Models:

- 1724** 24" Magnetic Aluminum Level
- 1748** 48" Magnetic Aluminum Level
- 1772** 72" Magnetic Aluminum Level



Aluminum I-Beam Levels

1300 SERIES

PATENTED 

- Rigid aluminum frame assures durability and accuracy
- Top read window for easy readings
- Impact resistant acrylic vials assure accuracy
- Quik-Change® replaceable cover plates and vials for in the field service
- Shock absorbing end caps protect frame

• Models:

- 1324** 24" Aluminum Level with Ruled Edge
- 1336** 36" Aluminum Level with Ruled Edge
- 1348** 48" Aluminum Level with Ruled Edge
- 1472** 72" Aluminum Level (No Rule)



Aluminum Levels

STANDARD SERIES

PATENTED 

- Rugged aluminum frame
- Quik-Change® replaceable vial covers
- Impact resistant acrylic vials assure accuracy
- V-Groove edge

- **Models:**
- 183** 18" Aluminum Level
- 243** 24" Aluminum Level
- 363** 36" Aluminum Level
- 483** 48" Aluminum Level



Structo-Cast® Levels

7700 SERIES

PATENTED 

- Tough Structo-Cast® frame is non-conductive and even floats
- Structo-Cast® frame will not scratch fine wood or painted surfaces
- Durable acrylic vials are impact resistant
- Quik-Change® replaceable vial covers

- **Models:**
- 7714-L** 14" Lime Structo-Cast® Level
- 7724-L** 24" Lime Structo-Cast® Level
- 7736-L** 36" Lime Structo-Cast® Level
- 7748-L** 48" Lime Structo-Cast® Level
- 7714-O** 14" Orange Structo-Cast® Level
- 7724-O** 24" Orange Structo-Cast® Level
- 7736-O** 36" Orange Structo-Cast® Level
- 7748-O** 48" Orange Structo-Cast® Level



1000-1200 12" Lime Structo-Cast® Level

PATENTED 

- Tough Structo-Cast® frame is non-conductive and even floats
- Structo-Cast® frame will not scratch fine wood or painted surfaces
- 33% larger vials

- **Model:**
- 1000-1200** 12" Lime Structo-Cast® Level



LC48 Level-Guard® Level Case

PATENTED 

- Tough, high-density molded case
- Exclusive structural contours add strength
- Removable, snap-on cap

- Protects your level during transport and storage
- 48" Level-Guard® Level Case



Soft Sided Level Cases

- Durable, water resistant nylon outer shell
- Extra reinforcement stitching & heavy duty zipper
- Protects your level during transport and storage

- **Models:**
- LCS24** 24" Soft Sided Level Case
- LCS48** 48" Soft Sided Level Case
- LCS72** 72" Soft Sided Level Case

UTILITY & SPECIAL PURPOSE LEVELS



555 3" Aluminum Line Level

PATENTED

- Durable aluminum hexagonal body
- Lightweight construction reduces line sag
- Unrestricted hooks allow for easy movement
- Use for masonry, landscape and sheet metal work



Structo-Cast® Line Levels

- Durable level vial is impact resistant
- Lightweight construction reduces line sag
- Unrestricted hooks allows for easy movement on line
- Use for masonry, landscape and sheet metal work
- **Models:**
 - 575** 3" Structo-Cast® Line Level
 - 585** 3" Lime Structo-Cast® Line Level - 2 Pack



125 Cross Check Level

- Levels in horizontal and vertical planes simultaneously
- High-Impact body with mounting holes
- Durable acrylic vials are impact resistant
- Use for leveling appliances, electronic equipment and RV's



100 Circular Level

- Levels in all directions
- Durable acrylic body with mounting holes
- Use for leveling appliances, electronic equipment or RV's



500 Pocket Level

PATENTED

- Strong magnetic pickup tip
- Durable acrylic vial reads level
- High-Impact body
- V-Groove edge fits on pipe and conduit
- Metal pocket clip

Post Levels



PATENTED

- Durable molded body
- Rugged acrylic vials read plumb and level simultaneously
- Reflective backing increases vial visibility
- Rubber strap allows hands free use quickly attaches to any post, pole or stringer
- **Models:**
 - 175-L** Lime Post Level
 - 175-O** Orange Post Level
 - 175B-O** Bulk Orange Post Level
 - 175M** Magnetic Post Level

118000 Picture Perfect™ Level

PATENTED

- Reads level and plumb simultaneously
- Use to level picture frames, mirrors, appliances, etc.
- Lightweight, durable body
- Molded housing will not mar or scratch painted or wood surfaces


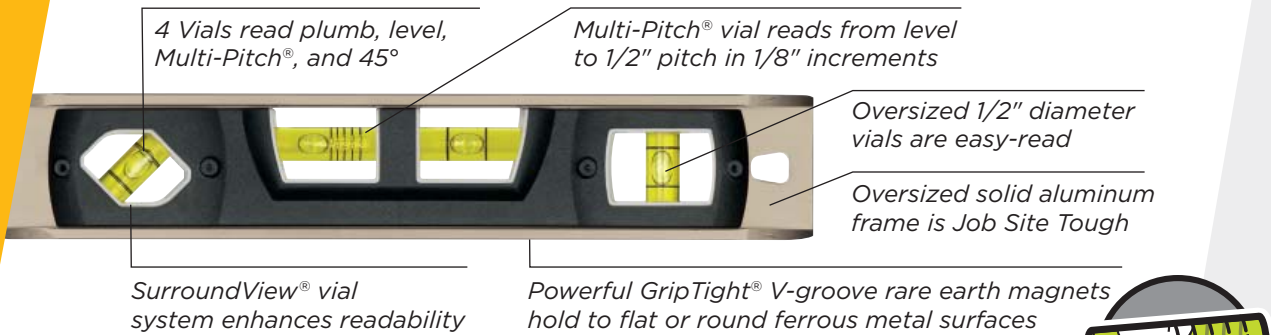


160 Stud Finder Plus™

PATENTED

- Durable molded body
- Durable acrylic vial for leveling
- Reflective backing increases vial visibility
- Strong magnetic indicator identifies ferrous metal objects in wall
- The only stud finder with a vial

TORPEDO LEVELS



LEVELS

10" & 12" BIG J® Magnetic Torpedo Levels

- Powerful GripTight® V-groove rare earth magnets hold to flat or round ferrous metal surfaces
- Oversized solid aluminum frame is Job Site Tough
- Oversized 1/2" diameter vials are easy-read
- Top-read windows for easy viewing
- SurroundView® vial system enhance readability
- 4 Vials read plumb, level, Multi-Pitch®, and 45° for 1415-1200 12" model
- Multi-Pitch® center vial reads slope in 1/8" increments
- 3 Vials read plumb, level, and 45° for 1415-1000 10" model
- **Models:**
 - 1415-1000** 10" BIG J® Heavy Duty Magnetic Torpedo Level
 - 1415-1200** 12" BIG J® Heavy Duty Magnetic Inspector's Level w/Multi-Pitch® Vial



007 10" Heavy Duty Magnetic Torpedo Level

PATENTED

- Plumb Scope® allows users to level vertically through top read window.
- Powerful V-Groove GripTight® rare earth magnets hold to flat or round ferrous metal surfaces
- Top-read windows for easy viewing
- SurroundView® vial system enhance readability
- Super strong 10" high-strength glass filled polymer frame is non-conductive
- 3 vials read plumb, level, and 45°



5500M-GLO 9" Heavy Duty Magnetic Aluminum Torpedo Level with Glo-View®



PATENTED 

- Patented Glo-View® vial surrounds illuminate in dim light making vials easy to read
- Powerful GripTight® rare earth magnets hold to ferrous metal surfaces
- Super strong 9" solid aluminum frame is Job Site Tough
- V-groove frame fits on pipe and conduit
- 3 vials read plumb, level, and 45°
- Top-read window for easy viewing
- Glo-View® allows for use in dark areas
- Vials are illuminated by patented glow-in-the-dark surrounds
- Natural light or hand-held light sources re-charge the vial surrounds

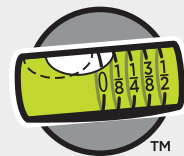


5500M 9" Heavy Duty Magnetic Aluminum Torpedo Level

- Powerful GripTight® rare earth magnets hold to ferrous metal surfaces
- Super strong 9" solid aluminum frame is Job Site Tough
- V-groove frame fits on pipe and conduit
- SurroundView® vial surrounds enhance readability
- 3 vials read plumb, level, and 45°
- Top-read window for easy viewing



1410-0900 9" Heavy Duty Magnetic Aluminum Torpedo Level with Multi-Pitch®



- Multi-Pitch® level vial reads slope in 1/8" increments
- Powerful GripTight® rare earth magnets hold to ferrous metal surfaces
- Super strong 9" solid aluminum frame is Job Site Tough
- V-groove frame fits on pipe and conduit
- SurroundView® vial surrounds enhance readability
- 3 Vials read plumb, Multi-Pitch® and 45°
- Top-read window for easy viewing



4500M 9" Magnetic Aluminum Torpedo Level

- Strong holding magnetic edge holds to ferrous metal surfaces
- Super strong 9" solid aluminum frame is Job Site Tough
- V-groove frame fits on pipe and conduit
- SurroundView® vial surrounds enhance readability
- 3 vials read plumb, level, and 45°
- Top-read window for easy viewing



9" Magnetic Aluminum Torpedo Level

- 9" Magnetic-aluminum reinforced frame
 - V-groove frame fits on pipe and conduit
 - Magnetic edge holds to ferrous metal surfaces
 - 3 vials read plumb, level, and 45°
 - Top-read window for easy viewing
 - V-groove edge
 - High impact panels
 - Durable acrylic vials
- **Models:**
- 8500M** 9" Magnetic Aluminum Torpedo Level (carded)
 - 1405-0900** 9" Magnetic Aluminum Torpedo Level (bulk packed)

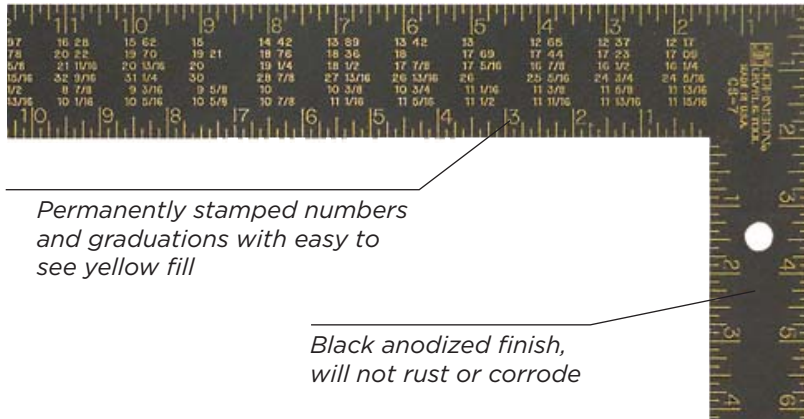


9" Structo-Cast® Torpedo Levels

7500 SERIES

- Magnetic edge holds to ferrous metal surfaces (7500M)
 - High impact 9" Structo-Cast® frame is non-conductive and non-corrosive
 - V-groove edge fits on pipe and conduit
 - 3 Vials read plumb, level, and 45°
 - High visibility color
- **Models:**
- 7500M** 9" Magnetic Structo-Cast® Torpedo Level (carded)
 - 7500-LIME** 9" Lime Structo-Cast® Torpedo Level (carded)
 - 7500B-LIME** 9" Lime Structo-Cast® Torpedo Level (bulk packed)
 - 7500-ORANGE** 9" Orange Structo-Cast® Torpedo Level (carded)
 - 7500B-ORANGE** 9" Orange Structo-Cast® Torpedo Level (bulk packed)

FRAMING SQUARES



Permanently stamped numbers and graduations with easy to see yellow fill

Black anodized finish, will not rust or corrode

1/8" graduations with Rafter and Essex Board Measures

CS7 16" x 24" Aluminum Framing Square

- 24" x 2" body, 16" x 1-1/2" tongue, 1/8" thick
- Permanently stamped numbers and graduations with easy to see yellow fill
- Rafter and Essex Board Measures
- Aluminum construction with black anodized finish, will not rust or corrode

CS5 16" x 24" Professional Aluminum Framing Square

- 24" x 2" body, 16" x 1-1/2" tongue, 1/8" thick
- Permanently stamped numbers and graduations
- Rafter and Essex Board Measures
- Aluminum construction with anodized finish, will not rust or corrode

CS4 16" x 24" Aluminum Carpenter Square

- 24" x 2" body, 16" x 1-1/2" tongue, 1/8" thick
- Permanently stamped numbers and graduations
- Aluminum construction with anodized finish will not rust or corrode

CS2 16" x 24" Professional Steel Framing Square

- 24" x 2" body, 16" x 1-1/2" tongue, 1/8" thick
- Permanently stamped numbers and 1/8" graduations
- Rafter and Essex Board Measures
- Durable clear epoxy anti-rust coating

CS3 16" x 24" Steel Carpenter Square

- 24" x 2" body, 16" x 1-1/2" tongue, 1/8" thick
- Permanently stamped numbers and mm (metric) graduations
- Durable clear epoxy anti-rust coating

CS1 16" x 24" Steel Carpenter Square

- 24" x 2" body, 16" x 1-1/2" tongue, 1/8" thick
- Permanently stamped numbers and 1/8" graduations
- Durable clear epoxy anti-rust coating

430 8" x 12" Steel Carpenter Square

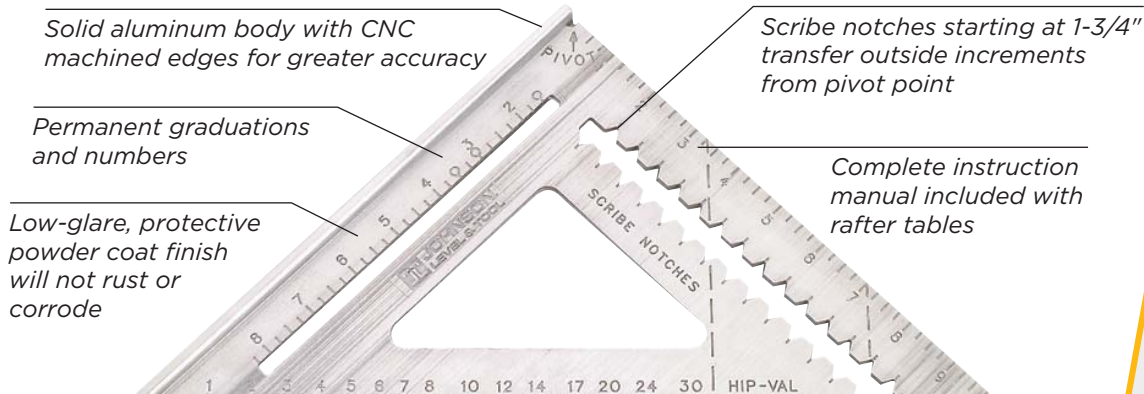
- 12" body x 8" tongue, 1/8" thick
- Permanently stamped numbers and 1/8" graduations
- Rugged steel construction with epoxy anti-rust coating

405 Stair/Square Gauge

- Flush mounted thumbscrews
- Used for repeat angle cuts for stairs and rafters
- Attaches to all standard framing and carpenter squares



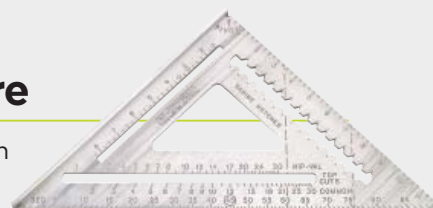
RAFTER SQUARES & PROTRACTORS



12" RAS-120 Professional Rafter/Angle Square

- Solid aluminum body with CNC machined edges for greater accuracy and durability
- Permanent graduations and numbers are easy to read
- Thick edge is useful as a saw guide
- Scribe notches starting at 1-3/4" transfer outside increments from pivot point
- Low-glare, protective powder coated finish
- 12" body spans wider boards simplifying layout and measurements

- Complete instruction manual included with rafter tables
- **Note:** Additional instruction manuals are available at www.johnsonlevel.com



7" Professional Aluminum Rafter/Angle Squares

- Solid aluminum body with CNC machined edges for greater accuracy and durability
- Permanent graduations and numbers are easy to read
- Thick edge is useful as a saw guide
- Low-glare, protective powder coated finish
- Complete instruction manual included with rafter tables (RAS-1)

- **Note:** Additional instruction manuals are available at www.johnsonlevel.com
- **Models:**
 - RAS-1** 7" Heavy-Duty Aluminum Rafter Angle Square
 - RAS-1B** 7" Bulk Heavy-Duty Aluminum Rafter Angle Square (No Manual)




12" Structo-Cast® Rafter/Angle Squares



- Durable, light weight Structo-Cast® high-impact molded frame
- Permanent molded graduations for quick and easy measurements
- Unique centering feature for circles
- Thick edge is useful as a saw guide
- Built-in scribe notches
- Fluorescent easy-to see colors

- **Models:**
 - RAS170B-LIME** 12" Bulk Lime Structo-Cast® Rafter/Angle Square
 - RAS-170B-ORA** 12" Bulk Orange Structo-Cast® Rafter/Angle Square
- **Note:** Additional instruction manuals are available at www.johnsonlevel.com

7" Structo-Cast® Rafter/Angle Squares



- Durable, light weight Structo-Cast® high-impact molded frame
- Permanently molded graduations for quick and easy measurements
- Thick edge is useful as a saw guide
- Fluorescent, easy to see colors

- **Models:**
 - RAS-70B-Lime** 7" Bulk Lime Structo-Cast® Rafter Angle Square
 - RAS-70B-Orange** 7" Bulk Orange Structo-Cast® Rafter Angle Square
- **Note:** Additional instruction manuals are available at www.johnsonlevel.com.



700 Professional Magnetic Protractor/Angle Locator

PATENTED 

- High-Impact molded body
- Easy-to-read increments read 0-90° in all four quadrants printed on durable acrylic lens
- Extra-strong, ceramic magnet adheres to ferrous metal surfaces
- V-Groove edge fits on pipe and conduit
- Inch and metric graduations




750 Protractor - Pitch and Slope Locator

PATENTED 

- High-Impact molded body
- Easy-to-read increments from 0-90° printed on durable acrylic lens
- Patented printed scale reads pitch in inch rise per 12" run without conversion tables

COMBINATION SQUARES



440 12" Professional Cast Iron Combination Square

- Steel blade with permanently etched graduations 1/8", 1/16", 1/32"
- Heavy-Duty cast iron head with black finish
- Reversible head with lock bolt and brass screw
- Hardened, screw-in scriber won't fall out
- Durable acrylic level vial



420EM 16" Pro Combination Square English/Metric

- Steel blade with permanently stamped graduations 1/8", 1/16", mm
- Heavy-duty cast zinc head with black, chip-resistant e-coating finish
- CNC machined square head for greater accuracy
- Reversible head with lock bolt and brass screw
- Hardened, screw-in scriber won't fall out
- Durable acrylic yellow barrel vial



406EM 6" Pro Heavy-Duty Combination Square English/Metric

- Steel blade with permanently stamped graduations 1/8", 1/16", 1/32", mm
- Heavy-duty cast zinc head with black, chip-resistant e-coating finish
- CNC machined square head for greater accuracy
- Reversible head with lock bolt and brass screw
- Hardened, screw-in scriber won't fall out
- Durable acrylic leveling vial

12" Professional Heavy-Duty Combination Squares

- Steel blade with permanently stamped graduations 1/8", 1/16", 1/32" (mm on EM)
- Heavy-duty cast zinc head with black, chip-resistant e-coating finish
- CNC machined square head for greater accuracy
- Reversible head with lock bolt and brass screw
- Hardened, screw-in scriber won't fall out
- Durable acrylic vial
- **Models:**
 - 400** 12" Professional Heavy-duty Combination Square
 - 400EM** 12" Professional Heavy-duty Combination Square English/Metric

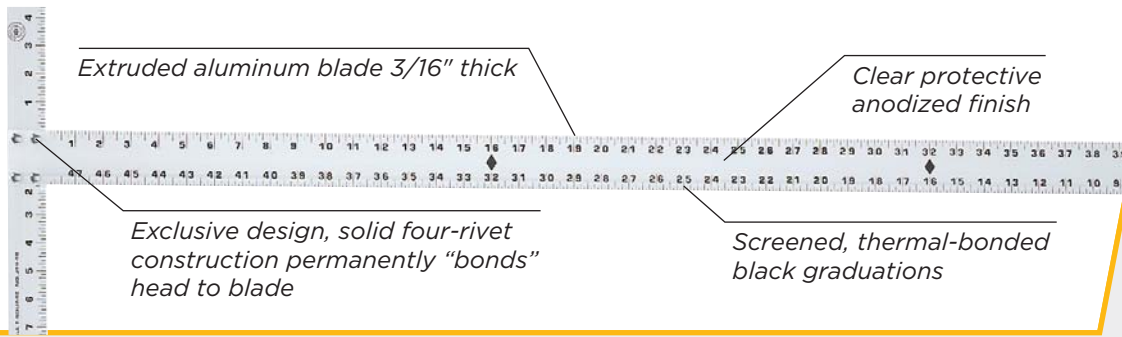


12" Structo-Cast® Combination Squares

- Steel blade with permanently stamped graduations 1/8", 1/16", 1/32" (mm on EM)
- Heavy-duty Structo-Cast® molded head
- Reversible head with lock bolt and brass screw
- Durable acrylic level vial
- **Models:**
 - 415** 12" Structo-Cast® Combination Square
 - 415EM** 12" Structo-Cast® Combination Square English/Metric



T-SQUARES



“The Original” Aluminum Adjust-A-Square® T-Squares Series

PATENTED

- Extruded aluminum 1/4" thick blade and head
- Clear protective anodized finish will not rust or corrode
- Screened, thermal-bonded black 1/8" and 1/16" graduations (54" in 1/8")
- Large, bold easy reading graduations
- Head adjusts to any angle
- Precision-Machined head and blade lock together for a perfect 90° angle
- Folds flat for easy transportation
- **Models:**
 - ADS48** 48" Heavy-Duty Adjust-A-Square Drywall T-Square
 - ADS54** 54" Heavy-Duty Adjust-A-Square Drywall T-Square

Heavy-Duty Professional Aluminum Drywall T-Squares

- Unique rivet assembly, permanently “bonds” head to blade
- Head will stay square for life of product
- Extruded aluminum 3/16" blade and head thickness
- Clear protective anodized finish
- Screened, thermal-bonded black 1/8" graduations
- Large, bold easy reading graduations
- **Models:**
 - JTS48HD** 48" Heavy-Duty Drywall T-Square
 - JTS54HD** 54" Heavy-Duty Drywall T-Square

JTS48 48" Professional Aluminum Drywall T-Squares

- Unique rivet assembly, permanently “bonds” head to blade
- Head will stay square for life of product
- Extruded aluminum 1/8" blade and head thickness
- Clear protective anodized finish
- Screened, thermal-bonded black 1/8" graduations
- Large, bold easy reading graduations

SQUARES



JTS1200 Metric Professional Aluminum Drywall T-Square

- 1200 mm Heavy-Duty Drywall T-Square
- Unique rivet assembly, permanently “bonds” head to blade
- Head will stay square for life of product
- Extruded aluminum 1/8” blade and head thickness
- Large, bold easy reading graduations
- Clear protective anodized finish
- Screened, thermal-bonded black mm (metric) graduations



RockRipper® Pro Drywall Scoring Squares

PATENTED 

- Perforated (1/16” offset) 24” blade accepts utility knife point for fast, efficient drywall scoring
 - Molded high impact head with hand grip and board guide
 - Screened, thermal-bonded black 1/8” or mm (metric) graduations
 - Large, bold graduations are easy reading
 - Extruded aluminum blade assures durability
- **Models:**
- **RTS24** 24” Heavy-Duty Drywall Scoring Square
 - **RTS24M** 24” Heavy-Duty Metric Drywall Scoring Square

SPECIAL PURPOSE SQUARES

480 Professional Hardwood Try Square

- Wood handle Try Square with brass gauging edges and routed hand grip
- Heavy duty stainless steel blade assures durability
- Graduations are permanently etched in 1/8” and 1/16” increments



Structo-Cast® Try & Mitre Squares

- Heavy-duty stainless steel blade will not rust or corrode
- Structo-Cast® handle is durable and light weight
- Available in inch, 1/8” increments or metric (mm) graduations
- **Models:**
- **450** Try & Mitre Square
- **451** Metric Try & Mitre Square



B85 Professional Hardwood Sliding T-Bevel

- 8” Heavy-duty stainless steel blade with anti-rust coating assures durability
- Wood handle with routed hand grip
- Brass edging on hand grip
- Durable locking nut holds blade securely in place



B75 Structo-Cast® Sliding T-Bevel

- 8” Heavy-duty adjustable stainless steel blade assures durability
- Durable Structo-Cast® high-impact handle with hand grip
- Durable locking nut holds blade securely in place



PLUMB BOBS



Brass Plumb Bobs

- Brass body
- Corrosion resistant lacquer finish
- Replaceable hardened steel tip
- Removable cap for easy, centered string installation

• **Models:**

- 108** 8 oz. Brass Plumb Bob
- 112** 12 oz. Brass Plumb Bob
- 116** 16 oz. Brass Plumb Bob
- 124** 24 oz. Brass Plumb Bob
- 132** 32 oz. Brass Plumb Bob



Steel Plumb Bobs

- Hexagonal machined steel body
- Corrosion resistant plated finish
- Removable cap for easy, centered string installation

• **Models:**

- 05** 5 oz. Steel Plumb Bob
- 08** 8 oz. Steel Plumb Bob
- 012** 12 oz. Steel Plumb Bob

STRAIGHT EDGES & CUTTING GUIDES

Stainless Steel Pocket Clip Rules



- Stainless steel blade with etched increments in 1/32" and 1/64"
- Metric version available
- Conversion tables on back of blade
- Pocket clip for convenient storage

• **Models:**

- 7202** 6" Stainless Steel Pocket Clip Rule
- 7203** 6" Stainless Steel Pocket Clip Rule English/Metric

Aluminum Rules



- Durable 1-1/8" wide extruded aluminum rules
- Screened, thermal-bonded black graduations in 1/8" and 1/16"
- Bold, easy to read graduations and numbers
- Clear protective anodized finish

• **Models:**

- J112** 12" Aluminum Ruler
- J118** 18" Aluminum Ruler
- J124** 24" Aluminum Ruler

J236 36" Aluminum Yardstick

- Durable 1-1/8" wide extruded aluminum rule
- Screened, thermal-bonded black graduations in 1/8" and 1/16"

- Bold, easy to read graduations and numbers
- Clear protective anodized finish




M391 Aluminum Inch/Metric Rule

- Durable 1-1/8" wide extruded aluminum rule
- Screened, thermal-bonded black graduations in 1/8" and mm
- Bold, easy to read graduations and numbers
- Clear protective anodized finish



3900 Aluminum Meterstick

- Durable 1-1/8" wide extruded aluminum rule
- Screened, thermal-bonded black graduations in mm
- Bold, easy to read graduations and numbers
- Clear protective anodized finish



Heavy-Duty Aluminum Straight Edges

- Heavy Duty extruded aluminum straight edge
- Screened, thermal-bonded black graduations in 1/8" and 1/16"
- Bold, easy to read graduations and numbers
- Clear protective anodized finish
- **Models:**
 - J18** 18" Aluminum Straight Edge
 - J24** 24" Aluminum Straight Edge
 - J36** 36" Aluminum Straight Edge
 - J48** 48" Aluminum Straight Edge
 - J60** 60" Aluminum Straight Edge
 - J72** 72" Aluminum Straight Edge
 - J96** 96" Aluminum Straight Edge



English/Metric Heavy-Duty Aluminum Straight Edges

- Heavy Duty extruded aluminum straight edge
- Screened, thermal-bonded black graduations in 1/8", 1/16" and 2 mm
- Bold, easy to read graduations and numbers
- Clear protective anodized finish
- **Models:**
 - J24EM** 24" Aluminum Straight Edge English/Metric
 - J36EM** 36" Aluminum Straight Edge English/Metric
 - J48EM** 48" Aluminum Straight Edge English/Metric
 - J72EM** 72" Aluminum Straight Edge English/Metric



J4900 Tru-Line® Aluminum Cutting Guide

PATENTED 

- Two 49" Heavy-duty extruded aluminum rails with patented quick-to-assemble connector
- Guide assures true and accurate cuts
- Includes both rails, joiner plate and two "C" clamps included
- Use with circular saw, router, utility knife, jigsaw and other tools

POWER TAPES

BIG J® Professional Power Tapes

PATENTED 

- Ergonomic “comfort grip” case with spring action lock
- Durable molded case
- Easy to read blade with anti-glare matte finish
- Anti-abrasion poly coating
- Moveable end hook for inside/outside measurements
- 4” case length for tight inside measurements (916 has fold down tab)

- Dual cursor guide for accurate readings
- 4 rivet blade tip
- Quick draw, removable belt clip
- Smoothest operating tape measure you’ll ever feel
- **Models:**
916 16’ x 3/4” Blade
930 30’ x 1” Blade




MEASURING WHEELS

Quick Count™ Professional Measuring Wheels

- Sturdy extruded aluminum handle
- Handle telescopes for compact storage
- Accurate, easy to read counter
- Durable, impact resistant wheel
- JL0100 4” model (4-digit counter) - 36” Extended, 17” Collapsed
- JL0200 12” model (5-digit counter) with kick stand - 41” Extended, 21” Collapsed

- **Models:**
JL0100 4” Quick Count™ 4 digit Measuring Wheel
JL0200 12” Quick Count™ 5 digit Measuring Wheel



MEASURING & PLUMB BOBS

SPECIALTY TOOLS

Butt Markers



- Hardened, stamped steel
- Chisel-like edges
- Built-in depth scribe

- **Models:**
2035 3-1/2" Butt marker
2040 4" Butt marker



2206 Professional Contour Gauge

- Stamped steel body with ruled edge
- Stainless steel contour wires match any shape



60-275 Deck-Mate® Professional Board Spacing Tool

PATENTED

- Durable, high-impact body
- 1/8" or 3/16" spacer edges
- Nail/screw layout guide for 2" x 4" or 2" x 6" decking

60 Mini Hacksaw

PATENTED

- High impact body
- Accepts any hacksaw blade - even broken blades



68 Job Saw

- Rugged, sharp teeth
- Durable steel blade with anti-rust finish
- Hardwood handle with lacquer finish



CARPENTER PENCILS & CRAYONS

Tru-Line® Carpenter Pencils

- Flat design will not roll
- Easy to sharpen medium graphite lead
- Incense cedar basswood
- 7" length x 1/2" width

- **Models:**
- CP** 2 pack carded
- CPB-12** 12 pack boxed
- CPB-72** 72 pack boxed



Tru-Line® Pencil/Crayon Sharpener

- 2-In-1 Sharpener (Sharpens both pencils and crayons)
- Sharpens fast
- Safer than utility knife
- Keychain attachment hole
- Durable ABS body

- **Models:**
- 300-CP** Tru-Line® Sharpener with 2 - Carpenter Pencils Carded
- 300B-50** Tru-Line® Sharpener 50 Piece - Bulk
- 300B-18** Tru-Line® Sharpener 18 Piece Counter Display



*Patent Pending



Insta-Mark® Mechanical Carpenter Pencil

- Flat design will not roll
- Metal pocket clip
- High-impact body
- Holds 3 back up leads (included)
- No sharpening required, advance with thumb
- Replacement lead 10-pack sold separately

- **Models:**
- 3400** Insta-Mark® Carpenter Pencil
- 3410** 10-pack Insta-Mark® Replacement Lead



PATENTED

Tru-Line® Boxed Lumber Crayons

- Lead free, non-toxic
- Weather and fade resistant
- Fit Peterson holder
- 12 Crayons per box

- **Models:**
- 3512-R** Red
- 3512-B** Blue
- 3512-K** Black
- 3512-Y** Yellow



Tru-Line® Carded Lumber Crayons

- Lead free, non-toxic
- Weather and fade resistant
- Fit Peterson holder
- 2 Crayons per card

- **Models:**
- 3502-R** Red
- 3502-B** Blue
- 3502-K** Black
- 3502-Y** Yellow



FLAGGING & BARRICADE

Barricade Tape


- High-visibility colors
- Bold, easy reading black ink print
- Durable plastic
- Rolls individually labeled and UPC'd



- **Models:**
- 3321** 300' x 3" Yellow - CAUTION
- 3322** 300' x 3" Red - DANGER DO NOT ENTER
- 3323** 300' x 3" Yellow - WET PAINT
- 3324** 1,000' x 3" Yellow - CAUTION

Flagging Tape

- High-visibility colors
- Durable plastic remains pliant in cold weather
- Rolls individually labeled and UPC'd



- **Models:**
- 3311-R** 300' x 1-3/16" Red
- 3311-Y** 300' x 1-3/16" Yellow

Flagging Tape

- Fluorescent colors
- Durable plastic remains pliant in cold weather
- Rolls individually labeled and UPC'd



- **Models:**
- 3301-R** 200' x 1" Red
- 3301-P** 200' x 1" Pink
- 3301-L** 200' x 1" Lime
- 3301-O** 200' x 1" Orange

STAKE FLAGS

Stake Flags

- 4" x 5" flag with 21" wire stem
- Packed in UPC'd bundles of 100
- Fluorescent colors



- **Models:**
- 3350-R Red** 100 per bundle 2-1/2" x 3-1/2"
- 3350-L Lime** 100 per bundle 2-1/2" x 3-1/2"
- 3350-O Orange** 100 per bundle 2-1/2" x 3-1/2"



Professional Accuracy, High-Visibility Laser Levels

With the introduction of AccuLine Pro® laser levels, Johnson Level & Tool redefines the feature/value equation for precision measurement devices.

User-friendly features like scan modes, slope modes, and automatic leveling help AccuLine Pro laser levels make quick work of any job site leveling task.

Innovative GreenBrite® technology—with its signature green beam—introduces a new level of performance and value for professional users. The ultra-visible beam (400% brighter than red beam laser levels) helps improve measuring speed and accuracy when used for indoor applications.

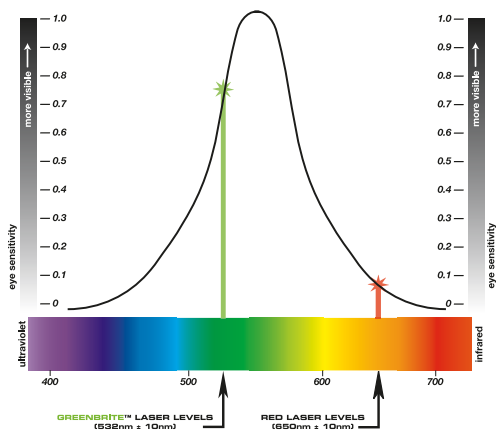
Visible light wavelengths range from about 380 to 750 nanometers (billionths of a meter), which is a very narrow span of the sun's total radiance. The invisible radiation at higher energies (at wavelengths shorter than 380 nanometers) is ultraviolet and includes x-rays and gamma rays. Lower energy radiation (at wavelengths longer than 750 nanometers) is infrared or heat; at still lower frequencies (longer wavelengths) are microwaves, television and radio waves.

The human eye perceives the intensity of light best towards the middle of the spectrum since the intensity of light is greatest at that point. Light intensity falls off at either end of the spectrum. Hence, the center of the spectrum where “green” light exists is the highest (or brightest) part of the spectrum with regards to intensity.

ACCULINE
LASER LEVELS
PRO

**GREEN BEAM IS
400% BRIGHTER THAN
RED BEAM LASERS.**

VISIBLE LIGHT SPECTRUM





6333 W. Donges Bay Road | Mequon, Wisconsin 53092
262.242.1161 | 800.563.8553 | 800.776.3614 | Fax: 262.242.0189

www.johnsonlevel.com | www.acculinepro.com

©2008 Johnson Level & Tool
FLC-0108
010108